

A hand is shown at the bottom center, reaching upwards towards several glowing, interconnected gears. The gears are set against a dark blue background with a hexagonal grid pattern. The gears vary in size and brightness, with some appearing more prominent than others. Curved arrows around the gears suggest a cycle or flow of information or process.

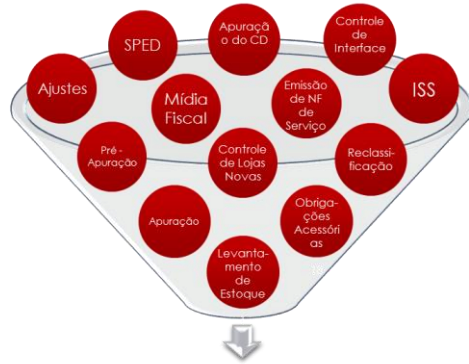
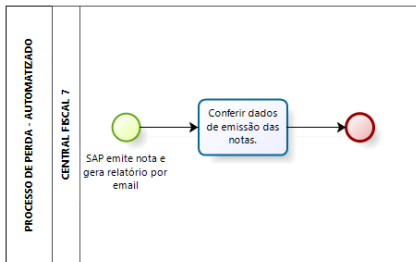
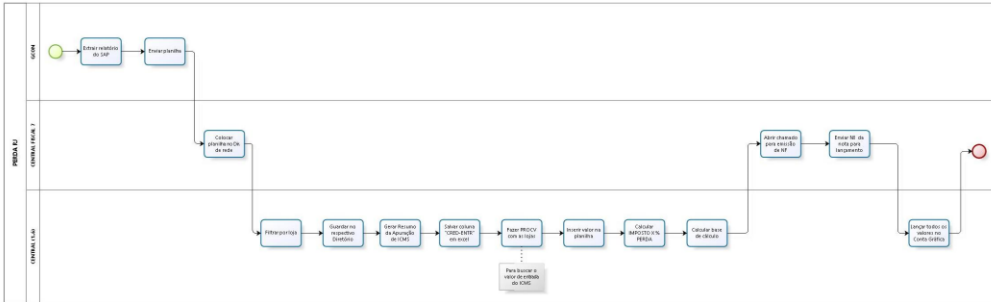
Success cases

**Process Improvement and
Automation**

**BRIDGE
& CO** 

Improvement and Automation of Tax Processes

Industry: Retail
Size: Large
Board Served: Tax Management



- 13 Macro Processos Identificados
- 61 Processos Levantados

Challenge

Structuration of the Tax Management Area both in terms of processes and in the automation of the activities of the Operational Area, ensuring reliability of information between systems and agility in the execution of routines.

Development



Identification and understanding of all processes and activities in the Tax Management Area.

Analysis and diagnosis of solutions for the mapped processes.

Implementation and monitoring of the developed tools and rules.

Outcomes

- Time reduction of activities performed;
- Automation in the Tax calculation entries;
- Unification and Automation of reports currently executed in Excel;
- Greater data reliability;
- Prevention of taxing problems..

